




**MINUTES OF COUNTY FINANCES
TREASURER'S REPORT**

IN THE MATTER OF COUNTY FINANCES
IN THE HANDS OF
MARY HORTON, TREASURER
OF JACKSON COUNTY, TEXAS

COMMISSIONERS' COURT
JACKSON COUNTY, TEXAS
IN REGULAR SESSION
DECEMBER TERM 2019

IN ACCORDANCE with Section 114.026, Local Government Code, we, the undersigned, constituting the entire Commissioners' Court of said County, certify that on the 18th day of December 2019, at the Regular term of Court, we compared and examined the monthly report of Mary Horton, Treasurer of Jackson County, Texas, for November 2019, and finding the same correct, entered an order in the Minutes approving said report, which states total cash and other assets on hand as: \$7,188,462.61.




Jill S. Sklar, County Judge



Wayne Hunt, Commissioner Pct. #1



Wayne Bubela, Commissioner Pct. #2

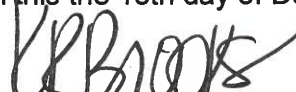


Johnny E. Belicek, Commissioner Pct. #3




Dennis Karl, Commissioner Pct. #4

SWORN TO AND SUBSCRIBED BEFORE ME, by Jill S. Sklar, County Judge, and County Commissioners of said Jackson County, each respectively, on this the 18th day of December A.D., 2019.



Attest: Katherine R. Brooks, County Clerk

FILED FOR RECORD THIS the 18th day of December A.D., 2019, and recorded on the 18th day of December A.D., 2019.



Katherine R. Brooks, County Clerk and
Ex-Officio Clerk of the Commissioners'
Court in and for Jackson County, Texas

By: _____
Deputy

	BEGINNING BALANCE	TOTAL DEBITS	TOTAL CREDITS	ENDING BALANCE	AVERAGE DAILY BALANCE
GENERAL					
10 -000-1020 CHANGE FUND/PETT	2,146.00	0.00	0.00	2,146.00	2,146.00
10 -000-1030 CASH IN BANK	70,241.97	838,540.90	686,000.38CR	222,782.49	138,328.37
10 -000-1034 CASH IN BANK -	9,700.20	7,705.53	8,813.20CR	8,592.53	4,556.82
10 -000-1040 CASH IN TEX POOL	259,179.77	357.33	0.00	259,537.10	259,191.68
10 -000-1042 CASH IN TEXAS CL	1,361,702.41	410,549.81	520,000.00CR	1,252,252.22	1,446,399.40
10 -000-1045 CASH IN T BILLS	0.00	0.00	0.00	0.00	0.00
10 -000-1046 CASH IN C.D.'S	18,227.72	0.00	0.00	18,227.72	18,227.72
10 -000-1051 CASH IN ESCROW-L	0.00	0.00	0.00	0.00	0.00
10 -000-1060 CASH IN MONEY MA	577,199.54	927.22	100,000.00CR	478,126.76	537,230.45
FUND 10 TOTAL	2,298,397.61	1,258,080.79	1,314,813.58CR	2,241,664.82	2,406,080.44
PERMANENT IMPROVEMENT					
12 -000-1030 CASH IN BANK	268.23	16,685.52	16,500.00CR	453.75	4,223.36
12 -000-1040 CASH IN TEX POOL	0.00	0.00	0.00	0.00	0.00
12 -000-1042 CASH IN TEXAS CL	1,067,476.83	18,209.39	0.00	1,085,686.22	1,073,033.81
FUND 12 TOTAL	1,067,745.06	34,894.91	16,500.00CR	1,086,139.97	1,077,257.17
COMMISSARY TELEPHONE					
15 -000-1030 CASH IN BANK	261.59	3,814.19	3,574.85CR	500.93	488.82
15 -000-1040 CASH IN TEXPOOL	0.00	0.00	0.00	0.00	0.00
15 -000-1042 CASH IN TEXAS CL	22,700.00	2,036.57	36.57CR	24,700.00	23,033.33
FUND 15 TOTAL	22,961.59	5,850.76	3,611.42CR	25,200.93	23,522.15
DISTRICT ATTORNEY-HOT CHK					
17 -000-1030 CASH IN BANK	312.19	0.00	1.65CR	310.54	311.15
17 -000-1040 CASH IN TEX POOL	0.00	0.00	0.00	0.00	0.00
17 -000-1042 CASH IN TEXAS CL	7,200.00	11.49	11.49CR	7,200.00	7,200.00
FUND 17 TOTAL	7,512.19	11.49	13.14CR	7,510.54	7,511.15
ELECTIONS ADMINISTRATION					
18 -000-1030 CASH IN BANK	4,055.02	0.00	0.00	4,055.02	4,055.02
18 -000-1042 CASH IN TEXAS CL	0.00	0.00	0.00	0.00	0.00
FUND 18 TOTAL	4,055.02	0.00	0.00	4,055.02	4,055.02
FORFEITURE-DIST ATTORNEY					
19 -000-1030 CASH IN BANK	23.85	6,729.36	6,745.57CR	7.64	890.02

	BEGINNING BALANCE	TOTAL DEBITS	TOTAL CREDITS	ENDING BALANCE	AVERAGE DAILY BALANCE
19 -000-1040	0.00	0.00	0.00	0.00	0.00
19 -000-1042	294,806.66	5,475.87	500.00CR	299,782.53	298,739.19
FUND 19 TOTAL	294,830.51	12,205.23	7,245.57CR	299,790.17	299,629.21
FORFEITURE-SHERIFF					
21 -000-1030	82.57	7,229.36	6,700.69CR	611.24	628.47
21 -000-1040	0.00	0.00	0.00	0.00	0.00
21 -000-1042	53,291.01	6,092.11	500.00CR	58,883.12	58,010.75
FUND 21 TOTAL	53,373.58	13,321.47	7,200.69CR	59,494.36	58,639.22
TECHNOLOGY FUND					
23 -000-1030	3,921.48CR	847.80	639.40CR	3,713.08CR	4,046.82CR
23 -000-1040	0.00	0.00	0.00	0.00	0.00
23 -000-1042	98.00	0.23	0.23CR	98.00	98.00
FUND 23 TOTAL	3,823.48CR	848.03	639.63CR	3,615.08CR	3,948.82CR
JUV PROB DISCRETIONARY					
24 -000-1030	3,008.58	60.00	0.00	3,068.58	3,032.58
24 -000-1042	0.00	0.00	0.00	0.00	0.00
FUND 24 TOTAL	3,008.58	60.00	0.00	3,068.58	3,032.58
JUVENILE PROBATION GRANTS					
25 -000-1030	484.68	24,026.00	24,400.09CR	110.59	1,052.82
25 -000-1040	0.00	0.00	0.00	0.00	0.00
25 -000-1042	34,533.40	11,552.17	9,200.00CR	36,885.57	33,078.47
FUND 25 TOTAL	35,018.08	35,578.17	33,600.09CR	36,996.16	34,131.29
LAW LIBRARY					
26 -000-1030	644.33	1,030.00	1,422.65CR	251.68	204.19
26 -000-1042	9,300.00	14.68	614.68CR	8,700.00	9,200.00
FUND 26 TOTAL	9,944.33	1,044.68	2,037.33CR	8,951.68	9,404.19
LEOSE-LAW ENF OFFICERS ED					
27 -000-1030	301.20	0.00	0.00	301.20	301.20

	BEGINNING BALANCE	TOTAL DEBITS	TOTAL CREDITS	ENDING BALANCE	AVERAGE DAILY BALANCE
27 -000-1042 CASH IN TEXAS CL	2,775.00	4.44	4.44CR	2,775.00	2,775.00
FUND 27 TOTAL	3,076.20	4.44	4.44CR	3,076.20	3,076.20
LIBRARY-MEMORIAL FUND					
28 -000-1030 CASH IN BANK	86.92	532.00	565.12CR	53.80	56.68
28 -000-1040 CASH IN TEXPOOL	5,978.22	7.81	500.00CR	5,486.03	5,661.81
28 -000-1042 CASH IN TEXAS CL	52,545.86	83.77	0.00	52,629.63	52,548.65
FUND 28 TOTAL	58,611.00	623.58	1,065.12CR	58,169.46	58,267.14
RECORDS MGT- COUNTY CLERK					
29 -000-1030 CASH IN BANK	3,381.55	5,930.00	4,988.70CR	4,322.85	3,054.92
29 -000-1040 CASH IN TEXPOOL	0.00	0.00	0.00	0.00	0.00
29 -000-1042 CASH IN TEXAS CL	118,421.63	3,690.43	0.00	122,112.06	119,594.64
FUND 29 TOTAL	121,803.18	9,620.43	4,988.70CR	126,434.91	122,649.56
RECORDS MGT - COUNTY					
30 -000-1030 CASH IN BANK	471.81	154.86	0.00	626.67	529.87
30 -000-1040 CASH IN TEXPOOL	0.00	0.00	0.00	0.00	0.00
30 -000-1042 CASH IN TEXAS CL	1,019.51	1.59	0.00	1,021.10	1,019.56
FUND 30 TOTAL	1,491.32	156.45	0.00	1,647.77	1,549.43
RECORDS MGT - DIST CLERK					
31 -000-1030 CASH IN BANK	1,003.88	103.95	1,000.00CR	107.83	724.58
31 -000-1040 CASH IN TEXPOOL	0.00	0.00	0.00	0.00	0.00
31 -000-1042 CASH IN TEXAS CL	11,575.00	1,018.92	18.92CR	12,575.00	11,908.33
FUND 31 TOTAL	12,578.88	1,122.87	1,018.92CR	12,682.83	12,632.91
SECURITY FUND					
32 -000-1030 CASH IN BANK	771.18	1,180.99	279.37CR	1,672.80	940.78
32 -000-1040 CASH IN TEXPOOL	0.00	0.00	0.00	0.00	0.00
32 -000-1042 CASH IN TEXAS CL	700.00	1.15	1.15CR	700.00	700.00
FUND 32 TOTAL	1,471.18	1,182.14	280.52CR	2,372.80	1,640.78
CHILD ABUSE PREVENTION					
34 -000-1030 CASH IN BANK	423.44	1.42	1,000.00CR	575.14CR	208.80CR

	BEGINNING BALANCE	TOTAL DEBITS	TOTAL CREDITS	ENDING BALANCE	AVERAGE DAILY BALANCE
34 -000-1042	0.00	0.00	0.00	0.00	0.00
CASH IN TEXAS CL					
FUND 34 TOTAL	423.44	1.42	1,000.00CR	575.14CR	208.80CR
CHILD WELFARE					
35 -000-1030	89.72	0.00	0.00	89.72	89.72
CASH IN BANK					
35 -000-1040	0.00	0.00	0.00	0.00	0.00
CASH IN TEXPOOL					
35 -000-1042	8,095.77	12.91	0.00	8,108.68	8,096.20
CASH IN TEXAS CL					
FUND 35 TOTAL	8,185.49	12.91	0.00	8,198.40	8,185.92
HISTORICAL COMMISSION					
36 -000-1030	45.86	0.00	0.00	45.86	45.86
CASH IN BANK					
36 -000-1040	0.00	0.00	0.00	0.00	0.00
CASH IN TEX POOL					
36 -000-1042	34,691.84	55.31	0.00	34,747.15	34,693.68
CASH IN TEXAS CL					
FUND 36 TOTAL	34,737.70	55.31	0.00	34,793.01	34,739.54
MEDIATION FUND					
37 -000-1030	1,450.00	0.00	0.00	1,450.00	1,450.00
CASH IN BANK					
37 -000-1042	0.00	0.00	0.00	0.00	0.00
CASH IN TEXAS CL					
FUND 37 TOTAL	1,450.00	0.00	0.00	1,450.00	1,450.00
BRIDGE REPLACEMENT					
39 -000-1030	25.00	0.00	0.00	25.00	25.00
CASH IN BANK					
39 -000-1042	187,494.31	298.89	0.00	187,793.20	187,504.27
CASH IN TEXAS CL					
FUND 39 TOTAL	187,519.31	298.89	0.00	187,818.20	187,529.27
HIGHWAY					
40 -000-1030	368,644.60CR	10,183.53	52,644.30CR	411,105.37CR	396,266.75CR
CASH IN BANK					
40 -000-1042	0.00	0.00	0.00	0.00	0.00
CASH IN TEXAS CL					
FUND 40 TOTAL	368,644.60CR	10,183.53	52,644.30CR	411,105.37CR	396,266.75CR
ROAD & BRIDGE GEN NO. 1					
41 -000-1030	3,429.39	35,000.00	38,194.72CR	234.67	194.91CR
CASH IN BANK					
41 -000-1040	15,799.35	21.78	0.00	15,821.13	15,800.08
CASH IN TEX POOL					
41 -000-1042	552,843.97	856.05	35,000.00CR	518,700.02	537,939.17
CASH IN TEXAS CL					
FUND 41 TOTAL	572,072.71	35,877.83	73,194.72CR	534,755.82	553,544.34

	BEGINNING BALANCE	TOTAL DEBITS	TOTAL CREDITS	ENDING BALANCE	AVERAGE DAILY BALANCE
ROAD & BRIDGE GEN NO. 2					
42 -000-1030 CASH IN BANK	837.59	40,575.00	40,670.79CR	741.80	1,097.69CR
42 -000-1040 CASH IN TEXPOOL	16,048.36	22.17	0.00	16,070.53	16,049.10
42 -000-1042 CASH IN TEXAS CL	658,569.36	1,020.16	40,000.00CR	619,589.52	641,053.37
FUND 42 TOTAL	675,455.31	41,617.33	80,670.79CR	636,401.85	656,004.78
ROAD & BRIDGE GEN NO. 3					
43 -000-1030 CASH IN BANK	654.83	43,000.00	43,562.94CR	91.89	2,078.00CR
43 -000-1040 CASH IN TEX POOL	25,225.81	34.78	0.00	25,260.59	25,226.97
43 -000-1042 CASH IN TEXAS CL	428,601.28	647.80	43,000.00CR	386,249.08	408,006.21
FUND 43 TOTAL	454,481.92	43,682.58	86,562.94CR	411,601.56	431,155.18
ROAD & BRIDGE GEN NO. 4					
44 -000-1030 CASH IN BANK	1,658.75	47,000.00	48,397.76CR	260.99	1,561.04CR
44 -000-1040 CASH IN TEX POOL	10,305.78	14.16	0.00	10,319.94	10,306.25
44 -000-1042 CASH IN TEXAS CL	702,077.69	1,084.20	47,000.00CR	656,161.89	681,413.83
FUND 44 TOTAL	714,042.22	48,098.36	95,397.76CR	666,742.82	690,159.04
ROAD & BRIDGE LATERAL RD					
45 -000-1030 CASH IN BANK	20,881.23	0.00	5,224.00CR	15,657.23	17,572.70
45 -000-1042 CASH IN TEXAS CL	0.00	0.00	0.00	0.00	0.00
FUND 45 TOTAL	20,881.23	0.00	5,224.00CR	15,657.23	17,572.70
PCT#1 EQUIPMENT REPLACMNT					
50 -000-1030 CASH IN BANK	2.93	0.00	0.00	2.93	2.93
50 -000-1040 CASH IN TEX POOL	0.00	0.00	0.00	0.00	0.00
50 -000-1042 CASH IN TEXAS CL	21,472.32	34.23	0.00	21,506.55	21,473.46
FUND 50 TOTAL	21,475.25	34.23	0.00	21,509.48	21,476.39
PCT#2 EQUIPMENT REPLACMNT					
51 -000-1030 CASH IN BANK	97.61	0.00	0.00	97.61	97.61
51 -000-1040 CASH IN TEX POOL	0.00	0.00	0.00	0.00	0.00
51 -000-1042 CASH IN TEXAS CL	22,721.64	36.21	0.00	22,757.85	22,722.85
FUND 51 TOTAL	22,819.25	36.21	0.00	22,855.46	22,820.46

	BEGINNING BALANCE	TOTAL DEBITS	TOTAL CREDITS	ENDING BALANCE	AVERAGE DAILY BALANCE
PC#3 EQUIPMENT REPLACMNT					
CASH IN BANK	11.63	16,700.00	16,685.52CR	26.11	3,320.16CR
CASH IN TEX POOL	0.00	0.00	0.00	0.00	0.00
CASH IN TEXAS CL	23,167.78	27.34	16,700.00CR	6,495.12	17,045.36
FUND 52 TOTAL	23,179.41	16,727.34	33,385.52CR	6,521.23	13,725.20
PC#4 EQUIPMENT REPLACMNT					
CASH IN BANK	30.61	0.00	0.00	30.61	30.61
CASH IN TEX POOL	0.00	0.00	0.00	0.00	0.00
CASH IN TEXAS CL	102,528.27	163.44	0.00	102,691.71	102,533.72
FUND 53 TOTAL	102,558.88	163.44	0.00	102,722.32	102,564.33
CONSTRUCTION GRANTS					
CASH IN BANK	358.20CR	0.00	0.00	358.20CR	358.20CR
CASH IN TEXAS CL	0.00	0.00	0.00	0.00	0.00
CASH-COMMUNITY A	0.00	0.00	0.00	0.00	0.00
FUND 55 TOTAL	358.20CR	0.00	0.00	358.20CR	358.20CR
ABANDONED MOTOR VEHICLE					
CASH IN BANK	1,899.49	0.00	275.55CR	1,623.94	1,724.98
CASH IN TEXPOOL	0.00	0.00	0.00	0.00	0.00
CASH IN TEXAS CL	0.00	0.00	0.00	0.00	0.00
CASH IN BANK - A	2,890.12	0.00	0.00	2,890.12	2,890.12
FUND 57 TOTAL	4,789.61	0.00	275.55CR	4,514.06	4,615.10
COASTAL PROTECTION					
CASH IN BANK	195.22	0.00	0.00	195.22	195.22
CASH IN TEXAS CL	609,555.84	971.66	0.00	610,527.50	609,588.23
FUND 72 TOTAL	609,751.06	971.66	0.00	610,722.72	609,783.45
AIRPORT					
CASH IN BANK	36.46	2,600.00	2,576.16CR	60.30	40.43
CLEARING	0.00	0.00	0.00	0.00	0.00
CASH IN TEXPOOL	0.00	0.00	0.00	0.00	0.00
CASH IN TEXAS CL	157,914.06	251.06	2,600.00CR	155,565.12	157,489.10
FUND 80 TOTAL	157,950.52	2,851.06	5,176.16CR	155,625.42	157,529.53

	BEGINNING BALANCE	TOTAL DEBITS	TOTAL CREDITS	ENDING BALANCE	AVERAGE DAILY BALANCE
JAIL COMMISSARY					
81 -000-1030	3,640.78	2,303.76	640.20CR	5,304.34	4,916.34
81 -000-1040	0.00	0.00	0.00	0.00	0.00
81 -000-1042	0.00	0.00	0.00	0.00	0.00
FUND 81 TOTAL	3,640.78	2,303.76	640.20CR	5,304.34	4,916.34
STATE FEES					
88 -000-1030	54,365.90	33,285.38	11,999.06CR	75,652.22	64,846.72
88 -000-1042	0.00	0.00	0.00	0.00	0.00
FUND 88 TOTAL	54,365.90	33,285.38	11,999.06CR	75,652.22	64,846.72
TRUST INVESTMENT					
89 -000-1020	0.00	0.00	0.00	0.00	0.00
89 -000-1030	26,126.10	20,402.79	46,528.89CR	0.00	3,962.98
89 -000-1040	28,645.38	39.60	0.00	28,684.98	28,646.70
89 -000-1042	20,397.82	26,171.29	20,402.78CR	26,166.33	26,828.97
89 -000-1060	0.00	0.00	0.00	0.00	0.00
FUND 89 TOTAL	75,169.30	46,613.68	66,931.67CR	54,851.31	59,438.65
DISTRICT CLERK RESRV ACCT					
90 -000-1030	56,119.12	18.50	3,421.91CR	52,715.71	55,265.89
90 -000-1035	0.00	0.00	0.00	0.00	0.00
90 -000-1040	0.00	0.00	0.00	0.00	0.00
90 -000-1042	0.00	0.00	0.00	0.00	0.00
FUND 90 TOTAL	56,119.12	18.50	3,421.91CR	52,715.71	55,265.89
FLOOD CONTROL - JC DRAIN					
92 -000-1030	0.00	63,007.61	46,560.57CR	16,447.04	23,394.77
92 -000-1040	0.00	0.00	0.00	0.00	0.00
92 -000-1042	0.00	0.00	0.00	0.00	0.00
FUND 92 TOTAL	0.00	63,007.61	46,560.57CR	16,447.04	23,394.77
REPORT TOTALS	7,424,120.44	1,720,446.47	1,956,104.30CR	7,188,462.61	7,443,013.47

=====



EL CAMPO, TX

Pledge Security Listing

November 30, 2019

ID	CUSIP	Description	Safekkeeping Location	Safekkeeping Receipt	Coupon	Maturity Date	Call Date	Moody	S&P	Fitch	ASC	320	Face Amount	Current Par	Current Book Value	Market Value	Gain(Loss)
4954	3141BCSG0	FNMA #MA3218	FHLB		3.00	12/01/2032		AAA	AA+	AAA	HTM		4,000,000	2,947,678.16	3,019,674.43	3,021,370.11	1,695.68
4992	3128MMX57	FHLMC #GJ8699	FHLB		4.00	06/01/2033		AAA	AA+	AAA	HTM		4,000,000	2,767,847.88	2,843,247.34	2,882,021.61	38,774.26
Total for JACKSON COUNTY													8,000,000	5,715,526.04	5,862,921.77	5,903,391.72	40,469.94

Although the information in this report has been obtained from sources believed to be reliable, its accuracy cannot be guaranteed.

INVESTMENTS

TexPool

FUND	NAME	ACCT #	BALANCE	INTEREST	DEPOSIT	WITHDRAW	BALANCE
41	Road & Bridge Precinct #1	1100	15,799.35	21.78			15,821.13
42	Road & Bridge Precinct #2	1200	16,048.36	22.17			16,070.53
43	Road & Bridge Precinct #3	1300	25,225.81	34.78			25,260.59
44	Road & Bridge Precinct #4	1400	10,305.78	14.16			10,319.94
10	General	1500	259,179.77	357.33			259,537.10
28	Library - Memorial Fund	2800	5,978.22	7.81		500.00	5,486.03
89	Rojas Seizure	7210	11,473.24	15.85			11,489.09
89	Binning Heirs Trust Cause #4563	7406	2,337.40	3.30			2,340.70
89	Cordele Church & Cemetery	7502	5,851.73	8.10			5,859.83
89	Callis Receivership	7504	8,983.01	12.35			8,995.36
TOTAL IN TEXPOOL			361,182.67	497.63	0.00	500.00	361,180.30
Standard & Poor Global rating			AAA				AAA
AVERAGE INTEREST RATE			1.9115%				1.6947%

Texas CLASS

	ACCT #	BALANCE	INTEREST	DEPOSIT	WITHDRAW	BALANCE
10	General	0001	1,361,702.41	2306.79	520,000.00	1,252,252.22
12	Permanent Improvement	0012	1,067,476.83	1709.39		1,085,686.22
15	Commissary Telephone	0015	22,700.00	36.57	36.57	24,700.00
17	District Attorney Hot Check	0017	7,200.00	11.49	11.49	7,200.00
19	Forfeiture - District Attorney	0019	294,806.66	475.87	500.00	299,782.53
21	Forfeiture - Sheriff	0021	53,291.01	92.11	500.00	58,883.12
23	Technology	0023	98.00	0.23	0.23	98.00
25	Juvenile Probation Grants	0025	34,533.40	52.17	9,200.00	36,885.57
26	Law Library	0026	9,300.00	14.68	614.68	8,700.00
27	LEOSE	0027	2,775.00	4.44	4.44	2,775.00
28	Library - Memorial Fund	0028	52,545.86	83.77		52,629.63
29	Records Management - County Clerk	0029	118,421.63	190.43	3,500.00	122,112.06
30	Records Management - County	0030	1,019.51	1.59		1,021.10
31	Records Management - District Clerk	0031	11,575.00	18.92	1,000.00	12,575.00
32	Security	0032	700.00	1.15		700.00
35	Child Welfare	0035	8,095.77	12.91		8,108.68
36	Historical Commission	0036	34,691.84	55.31		34,747.15
39	Bridge Replacement	0039	187,494.31	298.89		187,793.20
41	Road & Bridge Precinct #1	0041	552,843.97	856.05	35,000.00	518,700.02
42	Road & Bridge Precinct #2	0042	658,569.36	1020.16	40,000.00	619,589.52

Texas CLASS	ACCT #	BALANCE	INTEREST	DEPOSIT	WITHDRAW	BALANCE
43 Road & Bridge Precinct #3	0043	428,601.28	647.8		43,000.00	386,249.08
44 Road & Bridge Precinct #4	0044	702,077.69	1084.2		47,000.00	656,161.89
50 Road & Bridge Precinct #1 Equipment Replacement	0050	21,472.32	34.23			21,506.55
51 Road & Bridge Precinct #2 Equipment Replacement	0051	22,721.64	36.21			22,757.85
52 Road & Bridge Precinct #3 Equipment Replacement	0052	23,167.78	27.34		16,700.00	6,495.12
53 Road & Bridge Precinct #4 Equipment Replacement	0053	102,528.27	163.44			102,691.71
72 Coastal Impact Assistance	0072	609,555.84	971.66			610,527.50
80 Airport	0080	157,914.06	251.06		2,600.00	155,565.12
89 Hernandez DPS Seizure	1289	0.00	40.23	26,126.10		26,166.33
89 Mendoza SO Seizure	2389	7,654.11	4.96		7,659.07	0.00
89 Garza SO Seizure	3389	12,743.71			12,743.71	0.00
TOTAL IN TEXAS CLASS		6,568,277.26	10,504.05	479,869.12	735,590.26	6,323,060.17
Standard & Poor Global rating		AAA/m				AAA/m
AVERAGE INTEREST RATE		2.0900%				1.9400%
10 Transfer Station Certificate of Deposit	Prosperity	18,227.72				18,227.72
INTEREST RATE		1.5000%				1.5000%
10 Depository Money Market	Prosperity	577,199.54	927.22			578,126.76
AVERAGE INTEREST RATE		2.1200%				2.1200%
Depository Bank Account Interest	Prosperity		171.18			
Cafeteria (Flexible Spending) Account	Prosperity	15,818.80			5,943.10	9,875.70

This report is presented in accordance with provisions of Texas Government Code §2256.023, the Public Funds Investment Act. The investments held in the Jackson County portfolio comply with the Public Funds Investment Act and the County's investment policy and strategies.

This report is true and correct to the best of my knowledge and belief according to the records of this office.



Mary Horton, CCT, CIO